

New txConnect User Set Up

www.leanderisd.org/txConnect

- ◆ On the txConnect home page, click on New txConnect User – “here”
- ◆ You will need your student's portal ID from your campus registrar.

Welcome to txConnect for LEANDER ISD Help

Login
Please enter your user name and password.
User Name:
Password:

The Parent Portal Mobile site is available!
From your smartphone or mobile device, please visit our mobile site at:
<https://itccs.gb.esc20.net/PALNmob/Login.aspx>

District Message
Student forms the 2018-2019 school year will be available on Monday, August 6th.
Please contact your campus registrar with any questions.

New txConnect User?
If you need to create an account, click [here](#)

Have a New Student?
If you are new to the district and wish to enroll one or more students, please click [here](#), or, login if you already have an account, then, complete the Online Student Enrollment process.

- ◆ Follow the prompts to continue set up:

Registration Help

User Info - Step 1 of 3
Please provide a user name, password, and e-mail.

User Name:
Must be between 6 and 25 alpha-numeric characters. (example: ABC5555)

Password:
Must be between 8 and 25 characters; must contain at least 3 of the following character types: uppercase, lowercase, numeric, punctuation.

Confirm Password:
Password must match entry in password field exactly. (case sensitive)

E-mail:
Must be a valid e-mail address format. (example: name@name.com)

Confirm E-mail:

A verification email will be sent to the address provided here. Please supply the given code in that email, in the MyAccount page under the E-mail Address section, to access the features listed below.

Your email address is required if:

- You are new to the district and you are registering a new student.
- You wish to update your existing students' enrollment information.
- You wish to receive attendance or grade alerts.

- ◆ You will select a security question to answer.
- ◆ You will register your account by verifying the email code you receive
- ◆ You will then add your student using their Portal ID and Date of Birth

Verify Email Address (optional)
You should receive an email message containing a verification code. Please enter that code here:
Your email address is required if you wish to receive alerts, edit existing student registration information, or, to enroll a new student in the district.

Verification Code:

Add Students (optional)
Please provide a Student Portal ID and birth date for each student you wish to add.
If you do not add a student at this time, you may add one in your profile later.
If you are new to the district, please skip this step by clicking the Complete button below. Your Portal ID will be given to you by your students' campus.

Student Portal ID:

Student Birth Date:
Enter date in MM/DD/YYYY format.

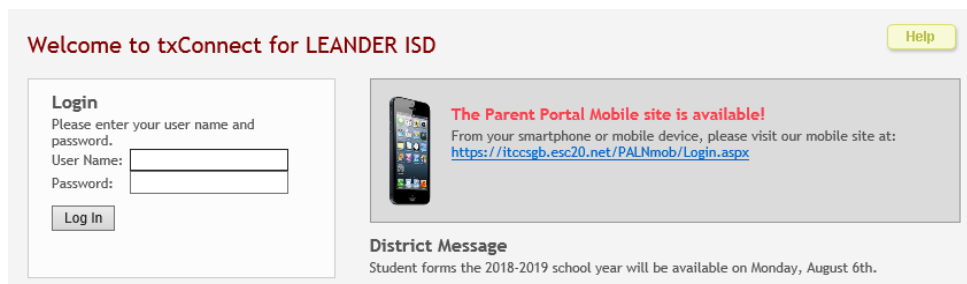
Added Students
(none)

- ◆ Now that you have successfully created an account, txConnect will keep you informed of your child's performance. You can see attendance, grades, assignments, and immunizations. By selecting the “Alert” tab you can set up alerts for grades and attendance. On the “My Account” tab you can select electronic report cards and progress reports.

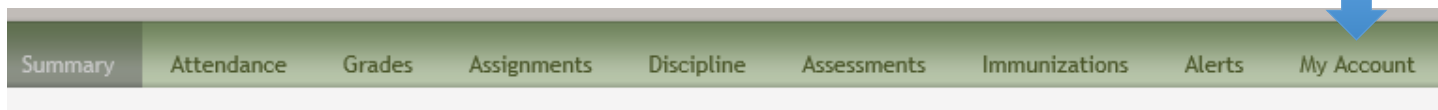
Adding a Student to Your Existing txConnect Account

www.leanderisd.org/txConnect

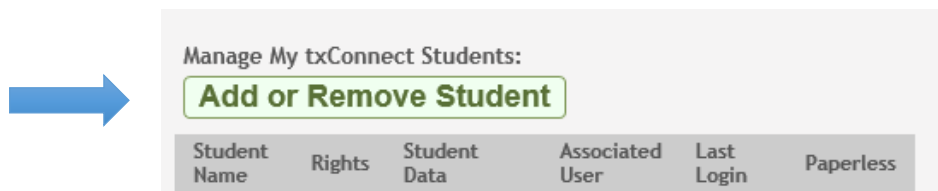
- ◆ Log in on the txConnect home page.
- ◆ You will need your student's Portal ID from your campus registrar.



- ◆ Click on the My Account tab.



- ◆ Click on Add or Remove Student.



- ◆ Enter your student's Portal ID and Birth Date.



- ◆ Now that you have successfully added your student to your account, txConnect will keep you informed of your child's performance. You can see attendance, grades, assignments, and immunizations. By selecting the "Alert" tab you can set up alerts for grades and attendance. On the "My Account" tab you can select electronic report cards and progress reports.